

12-1-2014

A secret in the Swedish CDs and DVDs

Elisabeth Thorsell

Follow this and additional works at: <https://digitalcommons.augustana.edu/swensonsag>



Part of the [Genealogy Commons](#), and the [Scandinavian Studies Commons](#)

Recommended Citation

Thorsell, Elisabeth (2014) "A secret in the Swedish CDs and DVDs," *Swedish American Genealogist*: Vol. 34 : No. 4 , Article 14.
Available at: <https://digitalcommons.augustana.edu/swensonsag/vol34/iss4/14>

This Article is brought to you for free and open access by Augustana Digital Commons. It has been accepted for inclusion in Swedish American Genealogist by an authorized editor of Augustana Digital Commons. For more information, please contact digitalcommons@augustana.edu.

A secret in the Swedish CD:s and DVD:s


BY ELISABETH THORSELL

All the Swedish CD:s and DVD:s published by the Swedish Federation of Genealogical Societies (*Sveriges Släktforskarförbund*) have been programmed by the same programmer, *Johan Gidlöf*, who is otherwise working in the Stockholm City Archives (*Stockholms Stadsarkiv*). Being both an archivist and a programmer he knows what tools the researchers need.

One of the more underused functions is the *listsearch*, which is usually available for some parts of the search window.

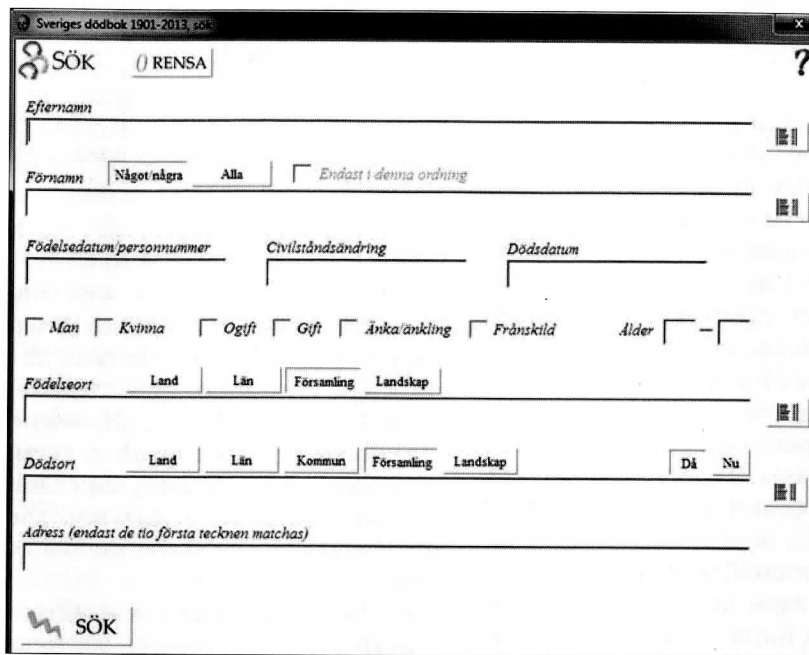
For instance, if you wish to search for someone named Carlsson, you may by using the listsearch search for Carlsson, Carlson, Karlsson, Karlson and other variations of this surname (*Efternamn*). Buttons are also available for given names (*Förnamn*), place of birth (*Födelseort*), and place of death (*Dödsort*).

When you click on the listsearch button, you come to this window:



Traffic light

Here you can scroll down to them name/names you want, or enter the one at a time in the field at the bottom. When you find a name you want, just do a **right-click**, and there will



The List-search buttons

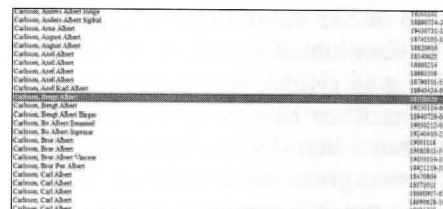
be a red tick mark beside the chosen name. When you have filled in all the names you want, then go down to the *traffic light* in the lower left corner and click on that.

Now you are back at the search window, and you will see all the names you marked in the *Efternamn* field.


You can not change them now unless you again click on the listsearch button and then use the *Clear (Rensa)* button, which takes away all the tick marks, and you have to start again.

Next do the same for the *Förnamn* (given names) and then click on *Sök* (search), and the names will appear on the left-hand panel. To the right you have the details on the person that is marked by a color bar. Scroll down and the details change.

On top of the right-hand panel there are buttons for the clipboard and the printer. On some of the CD:s and DVD:s there is also an American flag, which changes some words into English.



Parts of the left-hand panel.



Right-hand panel with details.

They are all the same

The *listsearch* utility is a way of making searching for names of people and places so much easier.

And it is not only found on the Federation CD:s and DVD:s, but also on the *Värmlands Kyrkboksregister*, *Jönköpingsbygdens church book index*, and many more. They are all based on a Federation program that member societies can use.